

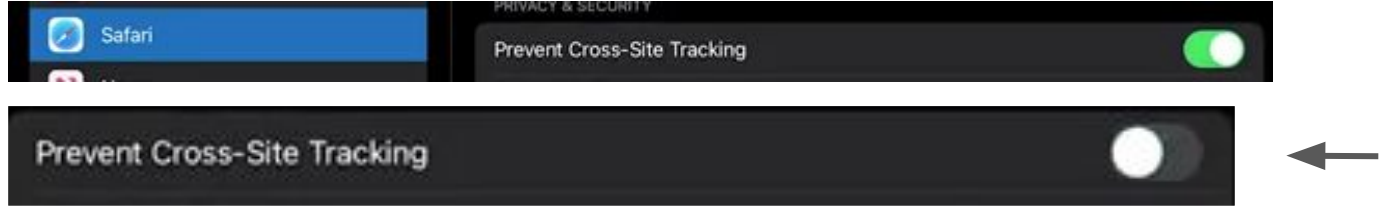
Welcome to Hyperscore—
you'll write YOUR story with music!

The logo for Hyperscore features a stylized 'H' on the left, formed by a white line that curves downwards and then back up, with a red section at the top. To the right of this symbol, the word 'hyperscore' is written in a white, lowercase, rounded sans-serif font. A small 'TM' trademark symbol is positioned at the top right of the word. Below the word, the tagline 'A new way to compose music!' is written in a smaller, white, lowercase sans-serif font.
hyperscore™
A new way to compose music!



If you use Safari on any device, especially an iPad, uncheck “cross-site tracking” in the Privacy Settings. A fix is coming for this!

iPad:



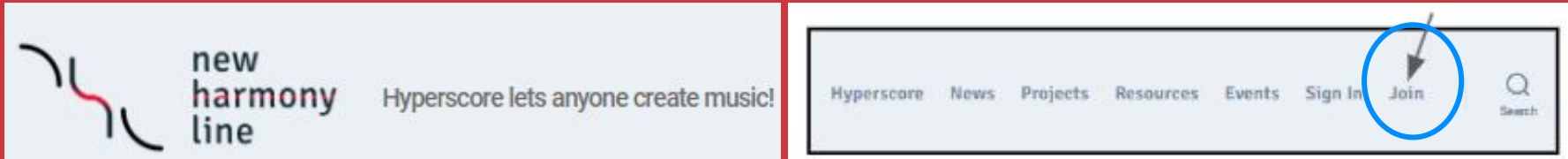
Safari on other devices:



1. Navigate to newharmonyline.org in your browser




2. Click “Join” on the right side of the top menu bar:




3. Click “Create Account”





hyperscore

Subscribing to **Free**
(you can change your selection in the next step)

[Sign In](#) [Create Account](#)







Subscribing to **Free**
(you can change your selection in the next step)

Sign In

Create Account

your provided email

music2024

music2024

Your first name not shortened (Luceil not Lucy)

last name (include a hyphen if used for 2 last names)

Who are you?

Student

What is your primary interest?

Composition

How did you hear about Hyperscore?

In School

I am at least 13 years old, or if I am under 13, my parent/guardian has read the privacy policy and given consent

Privacy Policy

I agree to the terms and conditions

Create Account

4. Fill in your information in the Create Account form



Subscribing to **Free**
(you can change your selection in the next step)

Sign In

Create Account

your provided email

music2024



music2024



Your first name not shortened (Luceil not Lucy)

last name (include a hyphen if used for 2 last names)

Who are you?

Student



What is your primary interest?

Composition



How did you hear about Hyperscore?

In School



*I am at least 13 years old, or if I am under 13, my
 parent/guardian has read the privacy policy and
given consent *(Or your district Tech
Department gave consent)*

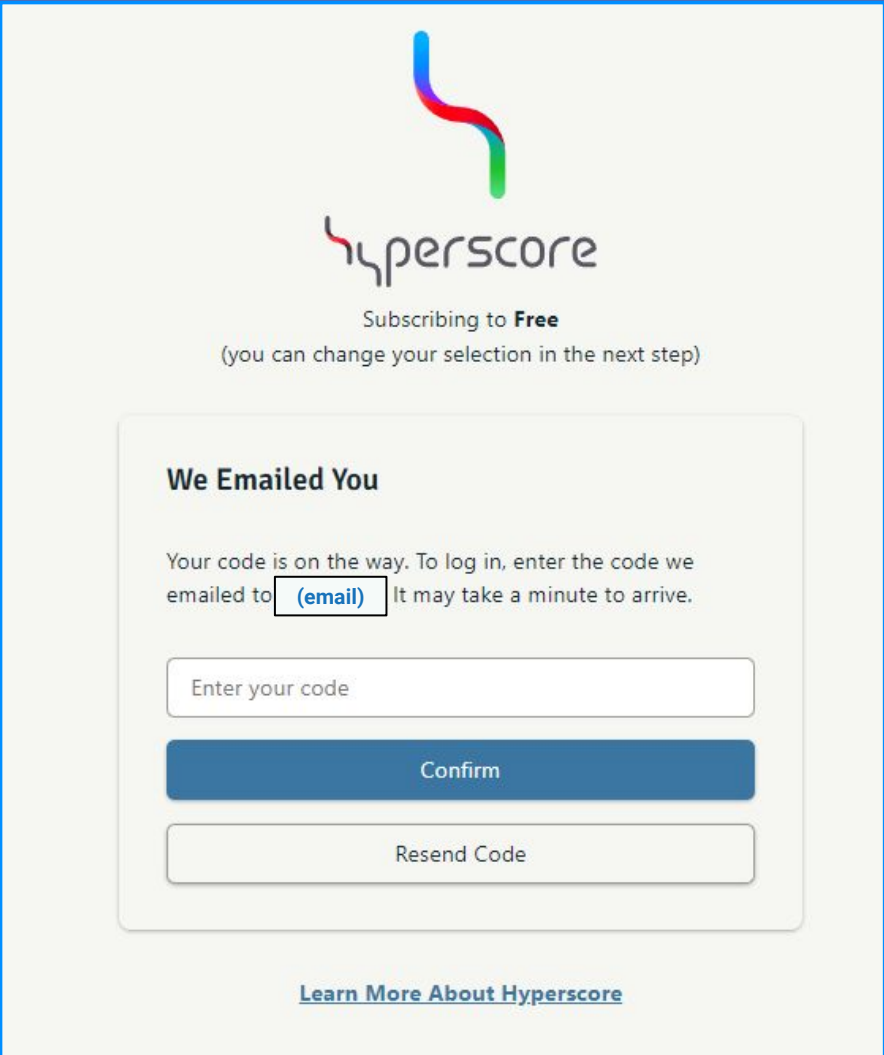
Privacy Policy

*I agree to the terms and conditions

Create Account

5. Your code will be sent to your school email inbox. Please be patient!

The first student can help the next student until everyone has their code. Your teacher will say “click Confirm”!



The screenshot shows the Hyperscore website's subscription confirmation page. At the top is the Hyperscore logo, which consists of a stylized 'H' shape formed by three curved lines in blue, red, and green. Below the logo, the text reads "Subscribing to **Free** (you can change your selection in the next step)". The main content area is a white box with rounded corners containing the heading "We Emailed You". Below this heading, the text says "Your code is on the way. To log in, enter the code we emailed to (email) It may take a minute to arrive." There are three input fields: a text box for "Enter your code", a blue button labeled "Confirm", and a text box labeled "Resend Code". At the bottom of the page, there is a link that says "Learn More About Hyperscore".

6. Select the “Free” plan from the dropdown menu, then click “Next”.



Welcome, George

Subscribe to a Plan

Free

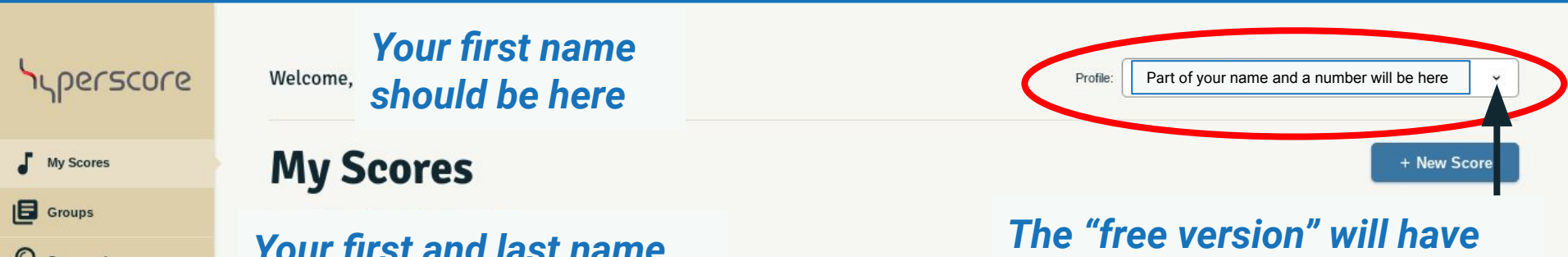
This is a plan for personal use. If you have purchased an organizational subscription or have been invited as a composer to a Hyperscore Group, you may have access to additional features.

Our **Free** personal plan lets you try a limited version of Hyperscore. You can upgrade at any time.

- Up to 5 user profiles
- Save up to 5 scores
- Up to 4 Melody and Percussion windows
- 1 Sketch window per score

Next

What does my home screen look like in Hyperscore?



The screenshot shows the Hyperscore home screen. On the left is a navigation sidebar with the Hyperscore logo and menu items: 'My Scores' (with a music note icon) and 'Groups' (with a list icon). The main content area has a header with 'Welcome,' followed by a blue text box stating 'Your first name should be here'. Below this is a section titled 'My Scores' with another blue text box stating 'Your first and last name should be here'. In the top right corner, there is a 'Profile:' label next to a dropdown menu containing the text 'Part of your name and a number will be here'. This dropdown menu is circled in red, and a black arrow points to it from the right. To the right of the dropdown is a blue button labeled '+ New Score'.

The “free version” will have just part of your name and a number. Use the dropdown menu to choose your class name/code for the Hyperscore Classroom.

If this is not what you see, let your teacher or your I.T. classmates know that you need help!



Make Hyperscore a “bookmark” on your tool bar by clicking the star—it will turn blue and save the website.

The next time you come back to use Hyperscore you can:

- click the starred link on the tool bar.
- if you need to, use the “Sign In” with the email you were provided.
- use the simple music2024 password (your teacher will NOT be able to get any other password you used).

Have fun writing your story with Hyperscore!



Sign In

Create Account

Email

Password



Sign in

[Forgot your password?](#)



HyperScore

new
harmony
line